



**THE LAKE COUNTY
COMMUNITY FOUNDATION**
Growing Philanthropy. Building Community.

Your Trusted Partner in Philanthropy.
Illinois Gives Tax Credit questions?
We're here to help.

☎ 847.377.0520 x 21
🌐 lakecountycf.org
📍 1200 University Center Dr.
Graylake, IL



**Illinois Gives
Tax Credit Program**

Donors. Nonprofits. Community.



The [Illinois Gives Tax Credit Act](#) (Public Act 103-0592), effective January 1, 2025, provides a 25% Illinois income tax credit to individuals and businesses who make donations to permanent endowment funds at [Qualified Community Foundations \(QCFs\)](#). The program aims to boost local philanthropy with a maximum credit of \$100,000 per donor per year, capped at \$5 million annually statewide

Illinois taxpayers—including individuals, joint filers, corporations, partnerships, trusts and estates—are eligible for the Illinois Gives Tax Credit.

Contributions must be made to a permanent endowment at a [Qualified Community Foundation \(QCF\)](#) in Illinois, which is a registered 501(c)(3) public charity approved by the [Illinois Department of Revenue \(IDOR\)](#) to receive donations for permanent, Illinois-focused endowments.

Taxpayers interested in making a qualifying gift must request a Contribution Authorization Certificate (CAC) through [MyTaxIllinois](#). Once a CAC is granted, a qualifying gift must be made within 10 days.

[QUESTIONS?](#)

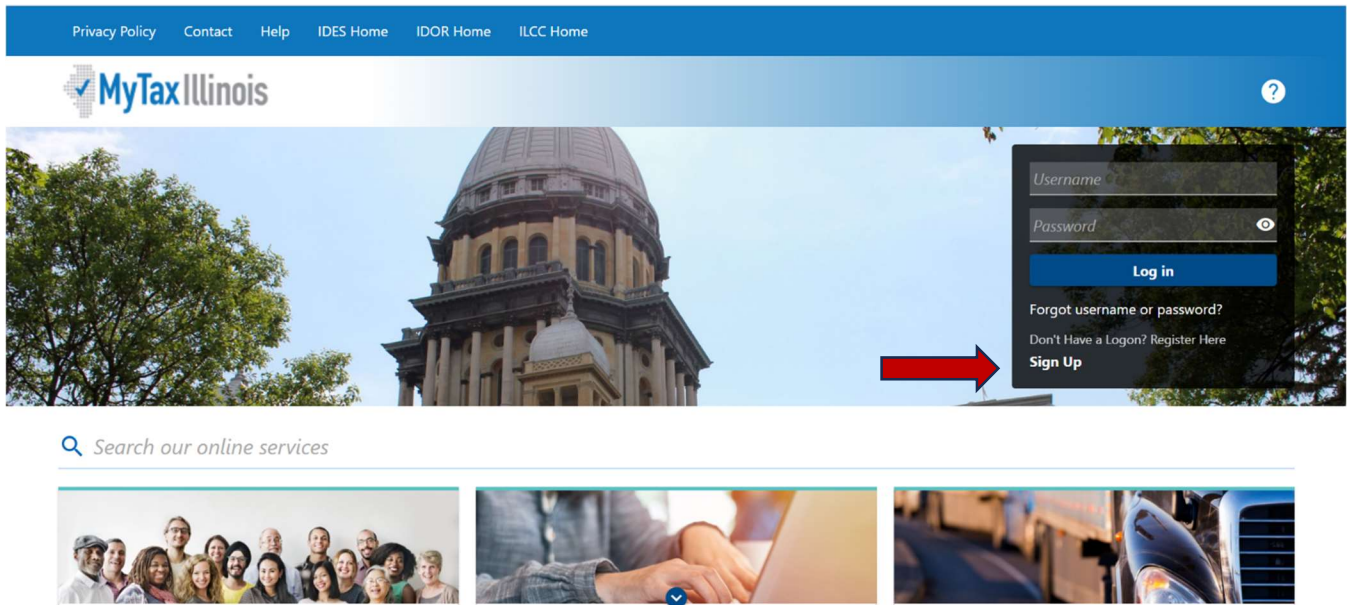
The Illinois Gives contact for The Lake County Community Foundation is:

Maria Sievert, CFRE, CAP®
Director of Development
maria@lakecountycf.org
847-377-0520 Ext. 21

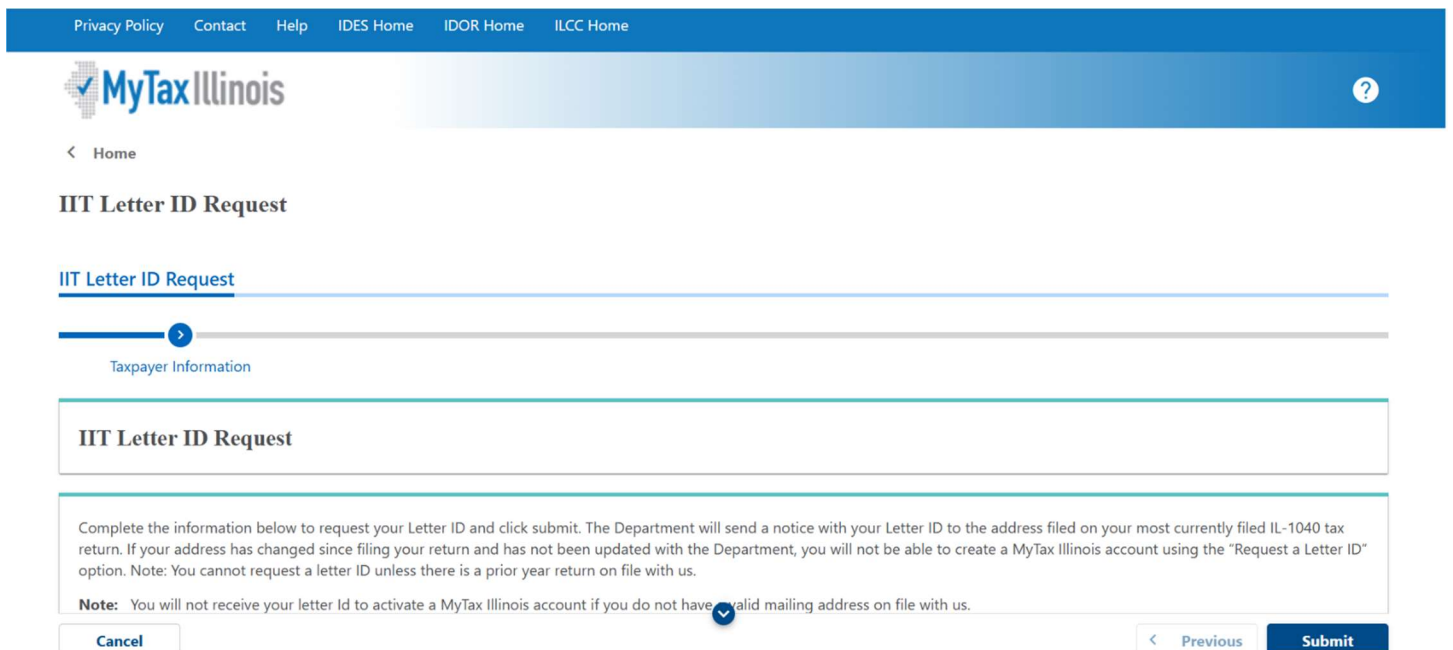
STEP-BY-STEP GUIDE: REQUESTING A CONTRIBUTION AUTHORIZATION CERTIFICATE (CAC) IN MYTAXILLINOIS

STEP 1: Request a LetterID to create a MyTaxIllinois account. *Already have an account? See step 3.*

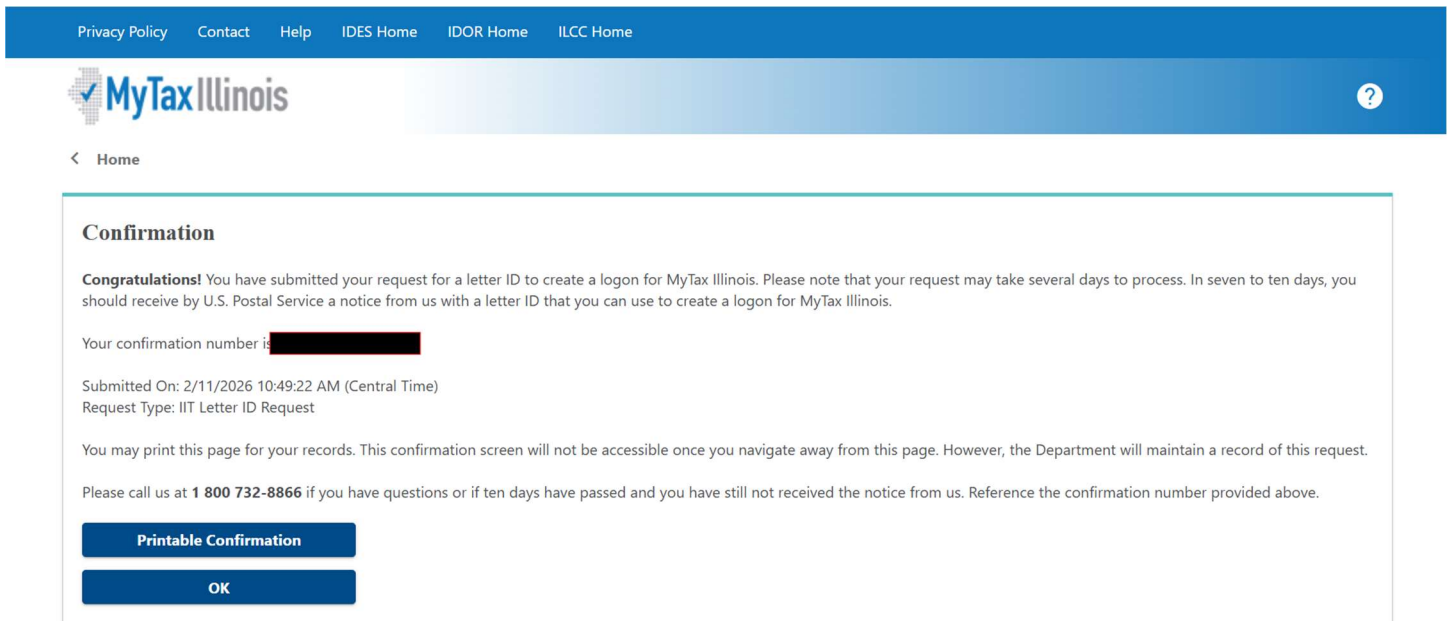
- a. Visit MyTaxIllinois: <https://mytax.illinois.gov/> and click **Sign Up**



- b. Follow the MyTaxIllinois prompts to request the Letter ID to activate your account.



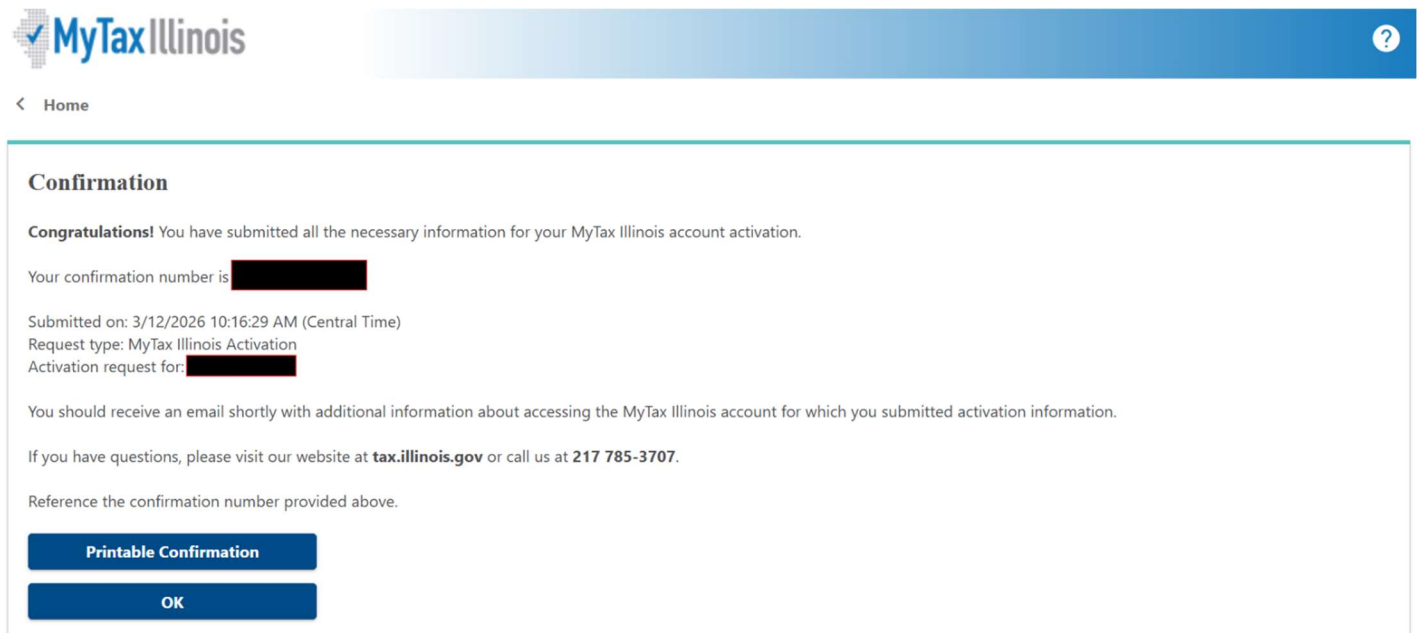
- c. Once your Letter ID request is completed, your screen will look like the sample below. Your Letter ID will arrive via mail (USPS) within 7-10 business days.



The screenshot shows the MyTaxIllinois website header with navigation links: Privacy Policy, Contact, Help, IDES Home, IDOR Home, and ILCC Home. The MyTaxIllinois logo is on the left, and a help icon is on the right. Below the header is a breadcrumb trail: < Home. The main content area is titled "Confirmation" and contains the following text: "Congratulations! You have submitted your request for a letter ID to create a logon for MyTax Illinois. Please note that your request may take several days to process. In seven to ten days, you should receive by U.S. Postal Service a notice from us with a letter ID that you can use to create a logon for MyTax Illinois." It then displays "Your confirmation number is" followed by a redacted number. Below that, it shows "Submitted On: 2/11/2026 10:49:22 AM (Central Time)" and "Request Type: IIT Letter ID Request". A note states: "You may print this page for your records. This confirmation screen will not be accessible once you navigate away from this page. However, the Department will maintain a record of this request. Please call us at 1 800 732-8866 if you have questions or if ten days have passed and you have still not received the notice from us. Reference the confirmation number provided above." At the bottom are two buttons: "Printable Confirmation" and "OK".

STEP 2: Activate your MyTaxIllinois account using your LetterID.

- a. Once you receive your Letter ID via mail, visit MyTaxIllinois. Using your Letter ID, follow the steps listed on your Letter ID to activate your account. When you are finished activating your account, you should see this confirmation screen below.



The screenshot shows the MyTaxIllinois website header with navigation links: Privacy Policy, Contact, Help, IDES Home, IDOR Home, and ILCC Home. The MyTaxIllinois logo is on the left, and a help icon is on the right. Below the header is a breadcrumb trail: < Home. The main content area is titled "Confirmation" and contains the following text: "Congratulations! You have submitted all the necessary information for your MyTax Illinois account activation." It then displays "Your confirmation number is" followed by a redacted number. Below that, it shows "Submitted on: 3/12/2026 10:16:29 AM (Central Time)", "Request type: MyTax Illinois Activation", and "Activation request for:" followed by a redacted name. A note states: "You should receive an email shortly with additional information about accessing the MyTax Illinois account for which you submitted activation information. If you have questions, please visit our website at tax.illinois.gov or call us at 217 785-3707. Reference the confirmation number provided above." At the bottom are two buttons: "Printable Confirmation" and "OK".

STEP 3: Request a Contribution Authorization Certificate (CAC).

a. Log into your MyTaxIllinois account. On your home screen (below) click **View more account options**.

Privacy Policy Contact Help IDES Home IDOR Home ILCC Home

MyTaxIllinois

You last logged in on Thursday, Mar 12, 2026 10:18:37 AM
Manage My Profile

Summary Action Center Settings More...

Filter

Individual Income Tax

Account

Balance
\$0.00

- > File a Return
- > Manage Payments and Returns
- > Respond to a Notice
- > View more account options

b. On the next screen, click **Contribute to Illinois Gives**.

More account options

Search our online services

Account Options

- > Make an Extension Payment
- > Contribute to Illinois Gives
- > Make an Estimated Payment
- > Apply for a Returning Citizen Credit
- > Respond to an Examination
- > Respond To Audit

Periods and Submissions

- > View Account Periods
- > View Account Submissions

Letters and Messages

Options for viewing account specific letters and messages.

- > View Account Letters
- > View Account Messages

c. Follow the prompts on the screen below to request your Contribution Authorization Certificate (CAC).

Apply for a Contribution Authorization Certificate

Individual Income Tax

Apply for a Contribution Authorization Certificate

Illinois Gives Overview

Overview

- Public Act 103-0592 created the Illinois Gives Tax Credit Act (35 ILCS 60/1). This Act allows income tax credits for taxpayers who provide an endowment gift during the taxable year to a permanent endowment fund held by a Qualified Community Foundation (QCF).
- The aggregate amount of all Illinois Gives tax credits the Department may award in any calendar year may not exceed \$5,000,000 (i.e., the total qualified contributions made by all taxpayers for which credits may be obtained may not exceed \$20,000,000 In the aggregate during a taxable year)
- The aggregate amount of all Illinois Gives tax credits the Department may award in any calendar year to any taxpayer may not exceed \$100,000.
- The amount of contributions to any specific qualified community foundation that are eligible for Illinois Gives tax credits in any calendar year shall not exceed \$3,000,000.

Cancel

< Previous

Next >

d. Enter contribution details, ensuring you choose the correct Qualified Community Foundation (QCF).

Apply for a Contribution Authorization Certificate

Illinois Gives Overview

Contribution

Name and Address

Contribution Details

Choose a Qualified Community Foundation

THE LAKE COUNTY COMMUNITY

Contribution Pledge *

Required

Confirm Amount *

Required

Note: We reserve the right to reduce your contribution amount if the program's limit for tax credits has been reached.

I authorize the Department of Revenue to provide my full name and email address (listed below) to the QCF.

Cancel

< Previous

Submit

- e. Hit **Submit**. A confirmation screen will appear. CAC approval is granted automatically as long as donation thresholds have not been met. You should receive an email notification of CAC approval shortly after your submission.

Confirmation

You have successfully submitted your application for a Contribution Authorization Certificate under the *Illinois Gives* program. You will receive an email when your request has been fully processed by the Department.

Your confirmation number is [REDACTED]

Submitted on: 3/12/2026 10:34:32 AM (Central Time)
 Request type: Apply for a Contribution Authorization Certificate
 Details of your request:
 Account number: [REDACTED]
 Tax year: 2026
 Requested Contribution Amount [REDACTED]

Qualified Community Foundation: THE LAKE COUNTY COMMUNITY FOUNDATION

You may print this page for your records. This confirmation screen will not be accessible once you navigate away from this page. However, a record of your request will remain available in your account.

If you have questions, please visit our website at tax.illinois.gov or call us at 217 785-7313. Reference the confirmation number provided above.

[Printable Confirmation](#)

[OK](#)

STEP 4: Make your contribution within the 10-day due date outlined on your CAC and provide the Qualified Community Foundation (QCF) with a copy of your CAC.

Contribution Authorization Certificate for Income Tax Credits



March 12, 2026



Letter ID: [REDACTED]
 Account ID: [REDACTED]

Contribution Authorization Certificate Application Status

Your application for a Contribution Authorization Certificate for the *Illinois Gives* program for tax year 2026 has been approved. Attached is your Contribution Authorization Certificate. You must provide a copy of this certificate to the Qualified Community Foundation when you make your contribution.

If you have any questions, visit our website at tax.illinois.gov or call us weekdays between 8:00 a.m. and 4:30 p.m. at the telephone number below.

PROBLEMS RESOLUTION DIVISION
 ILLINOIS DEPARTMENT OF REVENUE
 PO BOX 19014
 SPRINGFIELD IL 62794-9014
 217 785-7313

IDOR-50-CAC (R-11/24)

CONTRIBUTION AUTHORIZATION CERTIFICATE

Taxpayer: [REDACTED]
 Certificate No: [REDACTED]

Qualified Community Foundation: THE LAKE COUNTY COMMUNITY FOUNDATION
 Account ID: 03702-12288
 Illinois Gives
 For Tax Year: 2026

Date Certificate Issued	Contribution Due Date	Authorized Contribution Amount
3/12/2026	3/26/2026	[REDACTED]

You must provide a copy of this Contribution Authorization Certificate to the Qualified Community Foundation when you make your contribution.

IDOR-50-CAC (R-11/24)